

FORM NO. MGT. 9

EXTRACT OF ANNUAL RETURN

as on financial year ended on March 31, 2022

Pursuant to Section 92 (3) of the Companies Act, 2013 and rule 12(1) of the Company (Management & Administration) Rules, 2014.

I. REGISTRATION & OTHER DETAILS:

i	CIN	U29219MH2006PTC161285
ii	Registration Date	April 21, 2006
iii	Name of the Company	P. M. Electro-Auto Private Limited
iv	Category/Sub-category of the Company	Company Limited by shares / Indian Non Government Company
v	Address of the Registered office & contact details	406, Western Edge II, A Wing, Western Express Highway, CCI Compound, Borivali East, Mumbai-400066; Tel No: 022-28704417; E-mail: nimish@pmealtd.com
vi	Whether listed company	No
vii	Name, Address & contact details of the Registrar & Transfer Agent, if any.	Not Applicable

II. PRINCIPAL BUSINESS ACTIVITIES OF THE COMPANY

All the business activities contributing 10% or more of the total turnover of the company shall be stated

Sl No	Name & Description of main products/services	NIC Code of the Product/service	% to total turnover of the Company
1	Manufacture of other structural metal products	251119	60.80
2	Manufacture of electric lighting equipment	27400	10.19

III. PARTICULARS OF HOLDING, SUBSIDIARY & ASSOCIATE COMPANIES

Sl No	Name & Address of the Company	CIN/GLN	Holding/Subsidiary/Associate	% of Shares held	Applicable Section.
1	PMEA Solar Systems Private Limited	U29100MH2020PTC345349	Subsidiary Company		100 2(87)(ii)



IV. SHAREHOLDING PATTERN
j) Category-wise Share Holding

Category of Shareholders	No. of Shares held at the beginning of the year				No. of Shares held at the end of the year				% change during the year
	Demat	Physical	Total	% of Total Shares	Demat	Physical	Total	% of Total Shares	
A. Promoters									
(1) Indian									
a) Individual/HUF	0	11233748	11233748	99.94	0	11233748	11233748	99.94	0.00
b) Central Govt.	0	0	0	0	0	0	0	0	0
c) State Govt.	0	0	0	0	0	0	0	0	0
d) Bodies Corporates	0	0	0	0.00	0	0	0	0.00	0.00
e) Bank/FI	0	0	0	0	0	0	0	0	0
f) Any other - AOP	0	7016	7016	0.06	0	7016	7016	0.06	0
SUB TOTAL(A)(1):	0	11240764	11240764	100.00	0	11240764	11240764	100.00	0.00
(2) Foreign									
a) NRI- Individuals	0	0	0	0	0	0	0	0	0
b) Other Individuals	0	0	0	0	0	0	0	0	0
c) Bodies Corp.	0	0	0	0	0	0	0	0	0
d) Banks/FI	0	0	0	0	0	0	0	0	0
e) Any other	0	0	0	0	0	0	0	0	0
SUB TOTAL (A)(2):	0	0	0	0	0	0	0	0	0
Total Shareholding of Promoter	0	11240764	11240764	100.00	0	11240764	11240764	100.00	0.00
(A) = (A)(1)+(A)(2)	0	11240764	11240764	100.00	0	11240764	11240764	100.00	0.00



B. PUBLIC SHAREHOLDING									
(1) Institutions									
a) Mutual Funds	0	0	0	0	0	0	0	0	0
b) Banks/FI	0	0	0	0	0	0	0	0	0
C) Central Govt.	0	0	0	0	0	0	0	0	0
d) State Govt.(s)	0	0	0	0	0	0	0	0	0
e) Venture Capital Funds	0	0	0	0	0	0	0	0	0
f) Insurance Companies	0	0	0	0	0	0	0	0	0
g) FIs	0	0	0	0	0	0	0	0	0
h) Foreign Venture Capital Funds	0	0	0	0	0	0	0	0	0
i) Others (specify)	0	0	0	0	0	0	0	0	0
SUB TOTAL (B)(1):	0	0	0	0	0	0	0	0	0
(2) Non Institutions									
a) Bodies corporates									
i) Indian	0	0	0	0.00	0	0	0	0.00	0.00
ii) Overseas	0	0	0	0.00	0	0	0	0.00	0.00
b) Individuals									
i) Individual shareholders holding nominal share capital upto Rs.1	0	0	0	0	0	0	0	0	0
ii) Individuals shareholders holding nominal share capital in excess of Rs. 1 lakh	0	0	0	0	0	0	0	0.00	0.00
c) Others									
i) Individual (NRI)	0	0	0	0.00	0	0	0	0.00	0.00
SUB TOTAL (B)(2):	0	0	0	0.00	0	0	0	0.00	0.00
Total Public Shareholding (B) = (B)(1)+(B)(2)	0	0	0	0.00	0	0	0	0.00	0.00
C. Shares held by Custodian for GDRs & ADRs									
	0	0	0	0	0	0	0	0	0
Grand Total (A+B+C)	0	11240764	11240764	100	100	11240764	11240764	100	0



(ii) Shareholding of Promoters

Sl No.	Shareholders Name	Shareholding at the beginning of the year			Shareholding at the end of the year			% change in shareholding during the year
		No of shares	% of total shares of the Company	% of shares pledged/ encumbered to total shares	No of shares	% of total shares of the Company	% of shares pledged/ encumbered to total shares	
1	Shri. Kapil P Sanghvi	2797713	24.89	0	2797713	24.89	0	0.00
2	Shri. Samir P Sanghvi	2797720	24.89	0	2797720	24.89	0	0.00
3	Shri. Sandeep N Sanghvi	2799915	24.91	0	2799915	24.91	0	0.00
4	Shri. Vishal N Sanghvi	2799915	24.91	0	2799915	24.91	0	0.00
5	Smt. Pushpa P Sanghvi	5829	0.05	0	5829	0.05	0	0.00
6	Smt. Parul S Sanghvi	4372	0.04	0	4372	0.04	0	0.00
7	Smt. Mansi K Sanghvi	4372	0.04	0	4372	0.04	0	0.00
8	Smt. Kinhari V Sanghvi	4372	0.04	0	4372	0.04	0	0.00
9	Smt. Dharini S Sanghvi	4372	0.04	0	4372	0.04	0	0.00
10	Navin S Sanghvi HUF	4372	0.04	0	4372	0.04	0	0.00
11	Shri. Shantital H Sanghvi HUF	4372	0.04	0	4372	0.04	0	0.00
12	Samir P Sanghvi HUF	2335	0.02	0	2335	0.02	0	0.00
13	Kapil P Sanghvi HUF	2335	0.02	0	2335	0.02	0	0.00
14	Vishal N Sanghvi HUF	877	0.01	0	877	0.01	0	0.00
15	Sandeep N Sanghvi HUF	877	0.01	0	877	0.01	0	0.00
16	Veer J. F. Investment Corporation	877	0.01	0	877	0.01	0	0.00
17	Jaynil Financial Corporation	877	0.01	0	877	0.01	0	0.00
18	Dhruv Financial Corporation	877	0.01	0	877	0.01	0	0.00
19	Veer Investment Corporation	877	0.01	0	877	0.01	0	0.00
20	Falak Financial Corporation	877	0.01	0	877	0.01	0	0.00
21	Shivam Financial Corporation	877	0.01	0	877	0.01	0	0.00
22	Zenisha Investment Corporation	877	0.01	0	877	0.01	0	0.00
23	Shivani Investment Corporation	877	0.01	0	877	0.01	0	0.00
	Total	11240764	100.00	0	11240764	100.00	0	0.00



(iii) Change in Promoter's Shareholding

Sl. No	Name of Shareholder	Share holding at the beginning of the Year		Date	Increase/ Decrease in Shareholding	Reason	Cumulative Shareholding during the year 01-04-21 to 31-03-22	
		No. of Shares	% of total shares of the Company				No of shares	% of total shares of the Company
THERE WAS NO CHANGE IN PROMOTER'S SHAREHOLDING								

(iv) Shareholding Pattern of top ten Shareholders (other than Directors, Promoters & Holders of GDRs & ADRs)


Sl. No	Name of Shareholder	Shareholding at the beginning of the year		Date	Increase/ Decrease in Shareholding	Reason	Cumulative Shareholding during the year 01-04-21 to 31-03-22	
		No. of shares	% of total shares of the company				No of shares	% of total shares of the Company
	For Each of the Top 10 Shareholders							
	At the beginning of the year							
	At the end of the year (or on the date of separation, if separated during the year)							
NOT APPLICABLE								

(v) Shareholding of Directors & Key Managerial Personnel

Sl. No	Name of Shareholder	Shareholding at the beginning of the year		Date	Increase/ Decrease in Shareholding	Reason	Cumulative Shareholding during the year 01-04-21 to 31-03-22	
		No. of shares	% of total shares of the Company				No of shares	% of total shares of the Company
a) MR. SANDEEP NAVINCHANDRA SANGHVI, Director								
	At the beginning of the year	2799915	24.91				2799915	24.91
	At the end of the year	2799915	24.91				2799915	24.91
There was no change in Shareholding of Director								




Sl. No	Name of Shareholder	Shareholding at the beginning of the year		Date	Increase/ Decrease in Shareholding	Reason	Cumulative Shareholding during the year 01-04-21 to 31-03-22	
		No. of shares	% of total shares of the Company				No of shares	% of total shares of the Company
b) MR. VISHAL NAVIN SANGHVI, Director								
	At the beginning of the year	2799915	24.91				2799915	24.91
	At the end of the year	2799915	24.91			There was no change in Shareholding of Director	2799915	24.91
c) MR. KAPIL PRAVINCHANDRA SANGHVI, Director								
	At the beginning of the year	2797713	24.89				2797713	24.89
	At the end of the year	2797713	24.89			There was no change in Shareholding of	2797713	24.89
d) MR. SAMIR PRAVIN SANGHVI, Director								
	At the beginning of the year	2797720	24.89				2797720	24.89
	At the end of the year	2797720	24.89			There was no change in Shareholding of Director	2797720	24.89
e) MR. VISHAL PANKAJ DESAI, Company Secretary								
	At the beginning of the year	0	0.00				0	0
	At the end of the year	0	0.00			Does not hold Shares	0	0.00



V. INDEBTEDNESS

(Amount in INR lakhs)

Indebtedness of the Company including interest outstanding/accrued but not due for payment				
	Secured Loans excluding deposits	Unsecured Loans	Deposits	Total Indebtedness
Indebtedness at the beginning of the financial				
i) Principal Amount	4914.69	2838.09	-	7,752.78
ii) Interest due but not paid	-	-	-	-
iii) Interest accrued but not due	-	-	-	-
Total (i+ii+iii)	4,914.69	2,838.09	-	7,752.78
Change in Indebtedness during the financial				
Additions	4124.65	497.19	0	4,621.84
Reduction	640.31	268.8	0	909.11
Net Change	3,484.34	228.39	0	3,712.73
Indebtedness at the end of the financial year				
i) Principal Amount	8,399.03	3,066.48	0	11,465.51
ii) Interest due but not paid	0	0	0	-
iii) Interest accrued but not due	0	0	0	-
Total (i+ii+iii)	8,399.03	3,066.48	0	11,465.51



VI. REMUNERATION OF DIRECTORS AND KEY MANAGERIAL PERSONNEL


A. Remuneration to Managing Director, Whole time director and/or Manager:

(Amount in INR lakhs)

Sl.No	Particulars of Remuneration	Name of MD/WTD/Manager				Total Amount
1	Gross salary	Mr. Sandeep Sanghvi (Director)	Mr. Vishal Sanghvi (Director)	Mr. Kapil Sanghvi (Director)	Mr. Samir Sanghvi	
	(a) Salary as per provisions contained in section 17(1) of the Income Tax. 1961.	417.00	196.70	196.70	196.70	1,007.10
	(b) Value of perquisites u/s 17(2) of the Income tax Act, 1961	-	-	-	-	-
	(c) Profits in lieu of salary under section 17(3) of the Income Tax Act, 1961	-	-	-	-	-
2	Stock Option	-	-	-	-	-
3	Sweat Equity	-	-	-	-	-
4	Commission	-	-	-	-	-
	- as % of profit	-	-	-	-	-
	- others, specify	-	-	-	-	-
5	Others, please specify - PF Contribution	2.64	1.98	1.98	1.98	8.58
	Total (A)	419.64	198.68	198.68	198.68	1,015.68
	Ceiling as per the Act	<i>Provisions of Section 197 of the Companies Act, 2013 is not applicable to a Private Company</i>				
* All the above-mentioned Directors are not designated as Managing Director/Whole-time Director/ Manager but are exercising executive powers.						

B. Remuneration to other directors:

Sl.No	Particulars of Remuneration	Name of the Directors				Total Amount
1	Independent Directors (Professional Director)	-	-	-	-	-
	(a) Fee for attending board committee meetings	-	-	-	-	-
	(b) Commission	-	-	-	-	-
	(c) Others, please specify	-	-	-	-	-
	Total (1)	-	-	-	-	-



2	Other Non Executive Directors	There are no Other Non-Executive Directors			
	(a) Fee for attending board committee meetings	-	-	-	-
	(b) Commission	-	-	-	-
	(c) Others, please specify.	-	-	-	-
	Total (2)	-	-	-	-
	Total (B)=(1+2)	-	-	-	-
	Total Managerial Remuneration	-	-	-	-
	Overall Ceiling as per the Act.	-	-	-	-

C. Remuneration to Key Managerial Personnel other than MD/Manager/WTD:

Sl. No.	Particulars of Remuneration	Key Managerial Personnel			
		CEO	Company Secretary	CFO	Total
1	Gross Salary	0	14,350 per month	0	172200
	(a) Salary as per provisions contained in section 17(1) of the Income Tax Act, 1961.	0	0	0	0
	(b) Value of perquisites u/s 17(2) of the Income Tax Act, 1961	0	0	0	0
	(c) Profits in lieu of salary under section 17(3) of the Income Tax Act, 1961	0	0	0	0
2	Stock Option	0	0	0	0
3	Sweat Equity	0	0	0	0
4	Commission	0	0	0	0
	- as % of profit	0	0	0	0
	- others, specify	0	0	0	0
5	Others, please specify	0	0	0	0
	Total	0	14,250 per month	0	172200



VII. PENALTIES/PUNISHMENT/COMPOUNDING OF OFFENCES:


Type	Section of the Companies Act	Brief Description	Details of Penalty/Punishment/Compounding fees imposed	Authority (RD/NCLT/Court)	Appeal made if any (give details)
A. COMPANY					
Penalty	-	-	NIL	-	-
Punishment	-	-		-	-
Compounding	-	-		-	-
B. DIRECTORS					
Penalty	-	-	NIL	-	-
Punishment	-	-		-	-
Compounding	-	-		-	-
C. OTHER OFFICERS IN DEFAULT					
Penalty	-	-	NIL	-	-
Punishment	-	-		-	-
Compounding	-	-		-	-

For and on behalf of the Board of Directors of
P.M. Electro-Auto Private Limited

[Signature]
Samir Sanghvi
Director, DIN: 00198441



[Signature]
Kapil Sanghvi
Director, DIN: 00190138



Add:406, Western Edge II, A Wing, Western Express Highway, CCI Compound, Borivali East, Mumbai-400066, MH

Date: 30th December, 2022

Place: Mumbai